

How to View Unofficial Transcripts

1. Logon to my.wsu.edu
2. Click on Student Center

Student Center

Go to my Student Center

Use the student center to manage school related activities such as:

- Check Your Student Aid
- View Schedule
- Enroll for Classes
- Manage Personal Information
- And More

+ Go to my Student Center

Butch's Student Center

Class	Schedule
OSP_3 11-01	Wed 11:00AM - 12:00PM
JAC 2045	Carson Hall 122
OSP_3 11-02	Tu 1:00PM - 11:59AM
JAC 2040	Blackfoot Engine Bldg 12
OSP 2021	App/Engin 1 1000 - 11:59AM
JAC 2001	Web Admin 211

my.wsu You are logged in as: ...

Favorites ▾ Main Menu ▾ > Self Service ▾ > Student Center

Student Staff My Page

Kelsey's Student Center

Academics

[Search](#)
[Plan](#)
[Enroll](#)
[My Academics](#)

other academic... ▾ >>

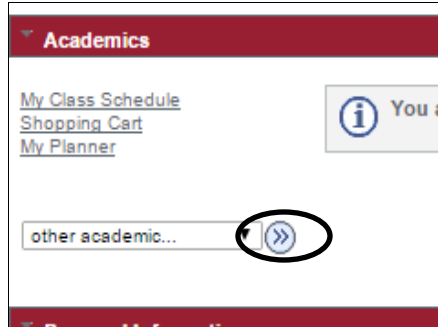
This Week's Schedule

Class	Schedule
	We 5:45PM - 8:30PM
	Mo 4:10PM - 7:00PM

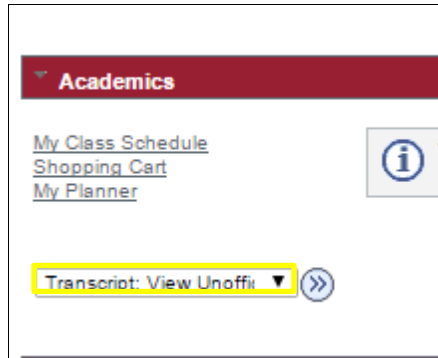
[weekly schedule](#) ▶
[enrollment shopping cart](#) ▶

Finances

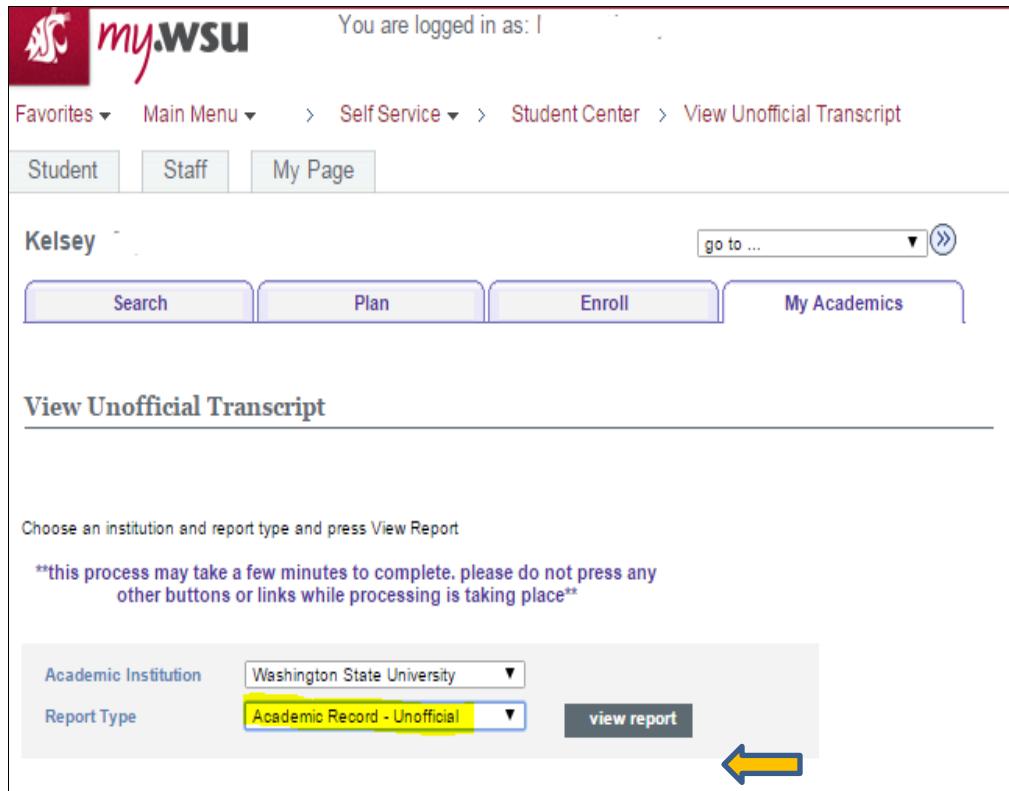
3. Click the drop down menu under Other Academics



4. Select Transcript: View Unofficial. Click Go.



5. Select the Report Type "Academic Record-Unofficial"



6. Click "view report".
7. PLEASE NOTE: The Transcript populates in a new window. CHECK POP UP BLOCKERS of your transcript does not appear.